





Passover Matching Game

GOAL: To collect the most pairs of cards.


PREPERATION: Cut our the cards from these sheets. Glue a color square to the back of every image card.

SETUP: Shuffle the cards and lay them on the table face down.

GAMEPLAY: On each turn, a player turns over two cards (one at a time) and keeps them if they match. If that player successfully matches the pair, they also get to take another turn. When a player turns over two cards that do not match, those cards are turned face down again and it becomes the next player's turn.




ערוב




Arov




ערוב



Arov




דָּבָר




Dever



דָּבָר




Dever



שחין



Sh'khin



שחין



Sh'khin



ברד




Barad




ברד



Barad



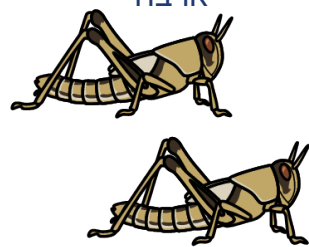
ארבה




Arbeh



ארבה



Arbeh



חושך




Chosech




חושך




Chosech




מכת בכורות



Makat B'chorot



מכת בכורות



Makat B'chorot

