





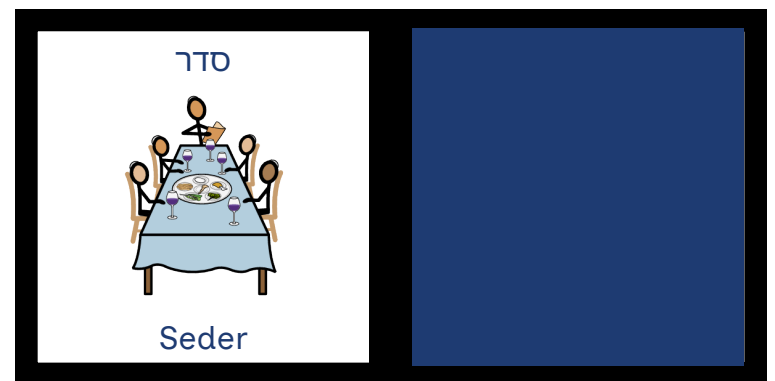
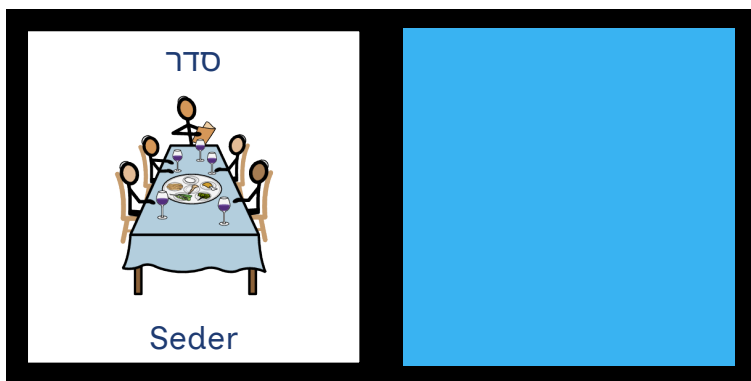
Passover Memory Game

GOAL: To collect the most pairs of cards.


PREPERATION: Cut our the cards from these sheets. Glue a color square to the back of every image card.

SETUP: Shuffle the cards and lay them on the table face down.

GAMEPLAY: On each turn, a player turns over two cards (one at a time) and keeps them if they match. If that player successfully matches the pair, they also get to take another turn. When a player turns over two cards that do not match, those cards are turned face down again and it becomes the next player's turn.




צפרדעים



Frogs

צפרדעים



Frogs

פרעה




Pharoh

פרעה




Pharoh

משה



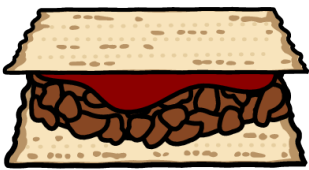
Moses

משה



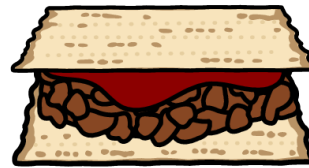
Moses

כריך



Hillel Sandwich

כריך



Hillel Sandwich

מיץ ענבים



Grape Juice

מיץ ענבים



Grape Juice