













Happy Hanukkah!





 **Matan**

SymbolStix symbols © 2018
SymbolStix, LLC. All rights reserved. Used with permission.



Hanukkah Board Game



SETUP:

Cut out cards, spinning wheel, player pieces, and spinning arrow.

PLAYING DIRECTIONS:


- 1) Spin the wheel, highest player takes first turn.
- 2) On your turn, spin the wheel. Move ahead the number of spaces on the spinner.
- 3) When you land on a space name the Hanukkah item that is pictured. If you are correct collect the corresponding card.
- 4) Continue until someone collects all seven cards and travels to the center of the board.

MODIFICATIONS:

- 1) Students can count in Hebrew as they move ahead spaces.
- 2) If students are non verbal they can choose the card that matches the Hanukkah item they landed on.
- 3) Students can name the item in both Hebrew and English.




לביבות




Latkes

לביבות




Latkes

לביבות



Latkes

לביבות



Latkes

מתנה



Gift

מתנה



Gift

מתנה



Gift

מתנה



Gift

סביבון



Dreidel

סביבון



Dreidel

סביבון



Dreidel

סביבון




Dreidel

סופגניות



Donut

סופגניות



Donut

סופגניות



Donut

סופגניות



Donut

דמי חנוכה



Gelt

דמי חנוכה



Gelt

דמי חנוכה



Gelt

דמי חנוכה



Gelt

מנורה



Menorah

מנורה



Menorah

מנורה



Menorah

מנורה



Menorah

