

Matan

B'nai Mitzvah Inclusion Guide

Unit 2: Teaching Trope and Hebrew to Diverse Learners



BIG IDEAS

- There is more than one way to teach Hebrew and trope to a student.
-
- Exploring various options will allow you to meet the needs of each student.
-

Traditional Approach

טַפְּחָא מִנַּח אֶת־נַחְתָּא

מִרְכָּא טַפְּחָא מִרְכָּא סוּף־פְּסוּק







בְּרֵאשִׁית בְּרָא אֱלֹהִים אֶת־הַשָּׁמַיִם וְאֶת־הָאָרֶץ:

בְּרֵאשִׁית בְּרָא אֱלֹהִים אֶת־הַשָּׁמַיִם וְאֶת־הָאָרֶץ

For more sources like this, check out: <https://www.pockettorah.com/>

Color Coding

Trope Families by Color "The Anthem"

		(4)					
The scoop	Backwards Z		The wishbone	Backwards L	Closed paren	Open paren	
		(5)					
Left Lollipop	Right Lollipop	Backwards L	Cat Scratch	End of the Sentence	Open Paren	Closed paren	Open paren

used with permission
from Cantor Randall
Schloss, Temple Israel of
New Rochelle, New
Rochelle, NY

Use highlighters to color code the portion. Have the student choose their favorite colors. Each trope/ sound is its own color! [Click here for full sheet.](#)



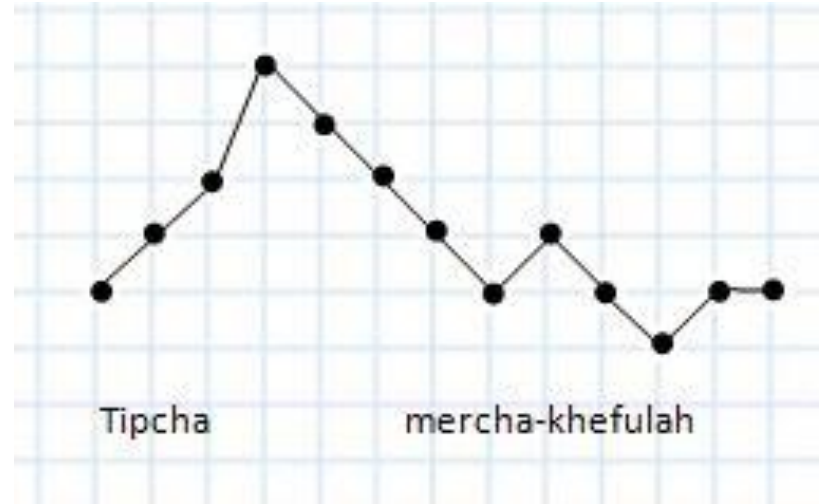
Trope Hand Signs

The student might need a gestural prompt from the person standing next to them. Each hand symbol represents a different trope.

For more videos like this one, [click here](#).

Map Out the Tune

The student might envision the trope sounds as moving up and down in a certain pattern. If they map it out themselves, they can visualize the tune!



Ber-ay-sheet bah-rah elo-heem et ha-sha-maay-eem v'et ha-ar-etz.

Transliteration


A student might not be able to decode Hebrew text. If so, use transliteration. Either the traditional transliteration or dictate the Hebrew word and have them spell it out the way that makes sense to them. Their own spelling might not match the traditional version.

[Click here](#) for access to the entire Torah in Hebrew (with vowels), transliterated and translated.




Some students, including non-Hebrew readers and auditory learners, may benefit from listening to their Torah portion and learning it by heart.

Recording



Use the “voice memo” app on any smartphone so the student always has access.



Hebrew Sight Words

This is a list of 34 common Hebrew words found in a siddur.

עֲשֵׂה	מִלֶּךְ	כִּי	הִיא	אֶת	אָב
קִדְּשׁ	מִלֶּךְ	כָּל [כָּל]	חַיִּים [חַיִּי]	אֶתָּה	אֲדוֹנָי [ה]
רַחֲמִים	נָתַן	לֹא	חֶסֶד	בַּיִת	אֵל
שֵׁם	עוֹלָם	לִי [לְךָ]	טוֹב [טוֹבָה]	בָּרוּךְ	אֱלֹהִים
From Bar/Bat Mitzvah Preparation for Children with Special Learning Needs: An Overview by Sara Rubinow Simon	עַל	לְעוֹלָם וָעֶד	יוֹם	בֵּרַךְ	אָמֵן
	עִם	לְפָנַי	יִשְׂרָאֵל	הוּא	אֲרֶץ

Symbol Stix

Blessings before the Torah Reading

Bless Adonai, the Blessed One.



בְּרַכּוּ אֶת יְיָ הַמְּבַרֵךְ:

Bar'chu et Adonai hamvorach.

Blessed is Adonai, the Blessed One, now and forever.




בְּרוּךְ יְיָ הַמְּבַרֵךְ לְעוֹלָם וָעֶד:

Baruch Adonai hamvorach l'olam va'ed.

Created by Rabbi Ruti Regan, Matan consultant

Symbol Stix



Blessed are you, Adonai our God, Sovereign of the universe

בָּרוּךְ אַתָּה יי אֱלֹהֵינוּ מֶלֶךְ הָעוֹלָם

Baruch atah Adonai Eloheinu melech ha'olam



who has chosen us from among the peoples and given us the Torah.

אֲשֶׁר בָּחַר בָּנוּ מִכָּל הָעַמִּים וְנָתַן לָנוּ אֶת תּוֹרָתוֹ.

asher bachar-banu mikol ha'amim v'natan-lanu et torato.

Symbol Stix

Blessed are You, Adonai, who gives us the Torah.




בָּרַךְ אֶתָּהּ יְיָ נוֹתֵן הַתּוֹרָה:

Baruch atah Adonai notein haTorah.

Symbol Stix

Blessings after the Torah Reading



Blessed are you, Adonai our God,
Sovereign of the universe

בָּרוּךְ אַתָּה יי אֱלֹהֵינוּ מֶלֶךְ הָעוֹלָם

Baruch atah Adonai Eloheinu melech ha'olam



who has give us a Torah of truth

אֲשֶׁר נָתַן לָנוּ תּוֹרַת אֱמֶת

asher natan-lanu torat emet

Symbol Stix

implanting within us eternal life.



Blessed are You, Adonai, who gives us the Torah.





More Ideas

- Increase the font size of the text
- Tap it out - create a movement or motion that represents each trope sound (benefits kinesthetic learners)
- Collaborate with school teachers for learning strategies the work best for the student

Real Life Application

Think of a student you have worked with in the past or are currently working with.

Which of the above strategies would be useful?

Resource:
<https://tutoringwithatwist.ca/vark-learning-styles/>